

BỘ GIÁO DỤC VÀ ĐÀO TẠO
TRƯỜNG TIỂU HỌC HÀM NGHI – ĐÀ NẴNG

KẾ HOẠCH BÀI DẠY

THIẾT KẾ BÀI GIẢNG ĐIỆN TỬ E – LEARNING

UNIT 2: I'M FROM JAPAN.

Lesson 1: parts 1, 2



Giáo viên : TRẦN THỊ BÍCH TRÂM

Điện thoại : 0901 148 018

E – mail : tramtb1408@gmail.com

Đơn vị : Trường Tiểu học Hàm Nghi

Năm học 2021 - 2022

Unit 2: I'm from Japan.

Lesson 1- parts 1, 2

A. Objectives:

1. By the end of the lesson, pupils will be able to:
 - Use the words and phrases related to the topic Countries.
 - Ask and answer questions about where someone is from.

2. Language focus:

a. Vocabulary:

+ *Malaysia*

+ *Australia*

+ *America*

+ *England*

+ *Japan*


b. Patterns:

Where are you from?
I'm from

C. Skills: Listening, speaking, reading.

D. Teaching aids: pictures, Student's book, computer/ laptop.

E. Procedure

Time	Teacher's activities	Pupils' activities
4 mins	<p>I. Warm up: - Introduce the lesson.</p>  <p>The graphic features a light blue background with a rainbow on the left and yellow stars on the right. In the center, it says 'UNIT 2' in red, 'I'm from Japan.' in red, and 'Lesson 1 (parts 1 and 2)' in red inside a yellow box. Below the text are five cartoon characters: a boy in a brown hat and red shirt, a girl in a grey beanie and purple shirt, a boy in a yellow conical hat and red shirt, a girl in a green hat and green shirt, and a boy in a green headband and brown shirt. They are all holding small green plants.</p>	- Listen

- Sing and dance with an English greeting song.



II. New lesson:

1. Teaching vocabulary

- Show the pictures and elicit the new words about countries

- Get pupils to listen and repeat the words



Japan



Malaysia



England

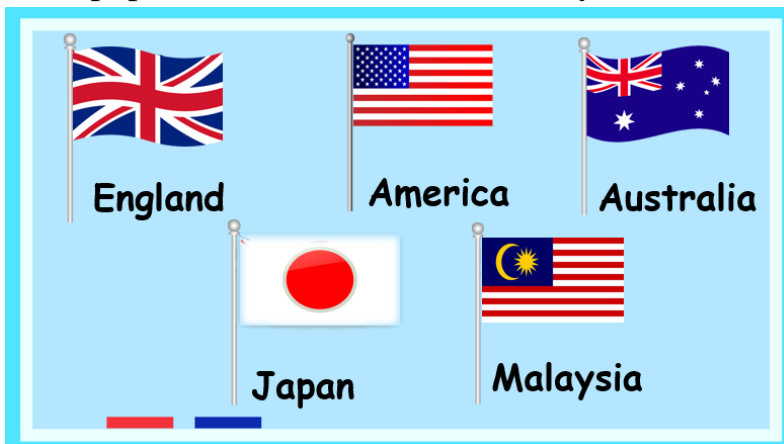


America



Australia

- Get pupils to read the whole words by themselves.



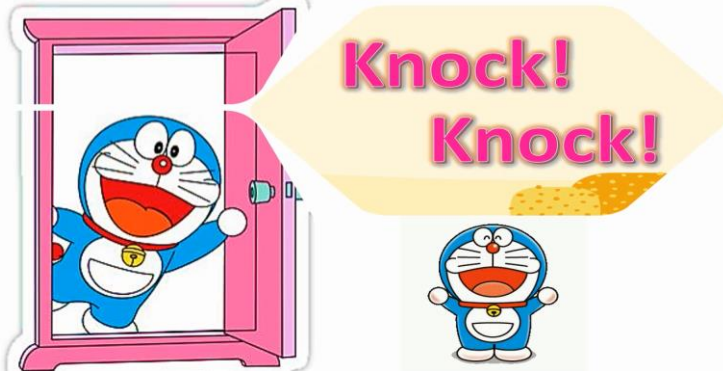
- Listen, sing and dance

- Listen and repeat

- Read the whole words

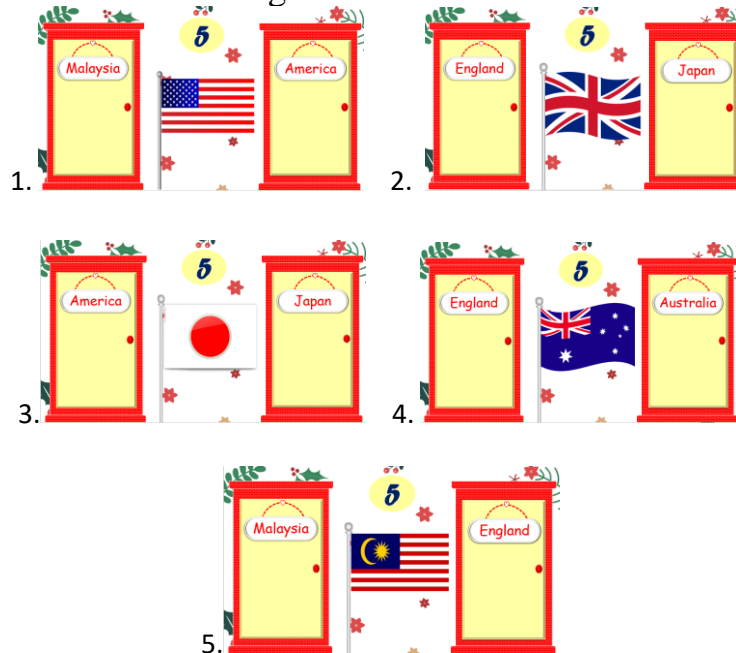
8mins

“Knock – Knock” Game:



- Set the rule:

There are 5 pictures. Pupils look at the pictures and knock at the doors which contain the correct answers. Doreamon is waiting after the correct doors.



-Set the time for pupils to play the game

-Give praises.

* **Answer keys:**

1. *America.*

2. *England*

3. *Japan*

4. *Australia*

5. *Malaysia*

2. Look, listen and repeat:

a) Look, listen and repeat

- Show the pictures and ask the questions:

- Listen to the rules.

- Play the game

-Answer the questions.

8 mins



+ Q1: "Where are the children?"

+ Q2: "Who is the boy?"

+ Q3: "Is that girl Mai?" → Introduce a new friend, Akiko.

- Set the context: "Today, Nam goes to the beach. Nam meets a new friend. Her name is Akiko. Listen to what they are talking about."

- Play recording, have pupils listen to the dialogue.

- Play recording again, let pupils listen and repeat sentence by sentence

- Have pupils think of Nam's question and Akiko's answer in the picture:



- Show the structure and teach how to ask and answer about where someone is from:

"Where are you from?"

→ I'm from Japan."

A1: They're at the beach.

A2: He's Nam.

A3: No, she isn't.

-Listen

- Listen

- Listen and repeat

-Answer:

Where are you from, Akiko?

- I'm from Japan.

- Listen and repeat.



8 mins

b) Point and say:

- Look and Match:



+ Have pupils look at 4 friends and match with the correct countries in 15 seconds.

+ Set the time for pupils to match.

+ Show the answer key and give praises.

*** Answer keys:**

1. *d*

2. *a*

3. *b*

4. *c*

- Give an example of asking and answering:

Nam: Hi, I'm Nam. Where are you from?

Akiko: Hi, Nam. I'm Akiko. I'm from Japan”

- Set the time for pupils to point to the pictures and practice the patterns by themselves.

- Look and listen

- Do the task

- Listen to the example.

- Look, point and say.

<p>5 mins</p>	<div data-bbox="365 151 1096 577"> <div> <div> Hi, I'm <u>Nam</u>. Where are you from? </div> <div> Hi, <u>Nam</u>. I'm <u>Hakim</u>. I'm from <u>Malaysia</u>. </div> </div> <div> <div> Hi, I'm <u>Hakim</u>. Where are you from? </div> <div> Hi, <u>Hakim</u>. I'm <u>Tom</u>. I'm from <u>America</u>. </div> </div> <div> <div> Hi, I'm <u>Tom</u>. Where are you from? </div> <div> Hi, <u>Tom</u>. I'm <u>Tony</u>. I'm from <u>Australia</u>. </div> </div> <div> <div> Hi, I'm <u>Tony</u>. Where are you from? </div> <div> Hi, <u>Tony</u>. I'm <u>Linda</u>. I'm from <u>England</u>. </div> </div> </div> <p>- Have pupils interact with teacher by looking at the pictures, asking and answering the questions.</p> <div data-bbox="365 682 1128 1039"> <div> <div>Where are you from?</div> <div>I'm from America.</div> </div> <div> <div>Where are you from?</div> <div>I'm from Japan.</div> </div> <div> <div>Where are you from?</div> <div>I'm from Viet Nam.</div> </div> <div> <div>I'm from Australia.</div> <div>Where are you from?</div> </div> <div> <div>I'm from Malaysia.</div> <div>Where are you from?</div> </div> <div> <div>I'm from Viet Nam.</div> <div>Where are you from?</div> </div> </div> <p>-Give praises.</p> <p>III. Consolidation:</p> <p>- Listen to “<i>Where are you from?</i>” song and play a game: “<i>Hello Mr. Sun</i>”</p> <div data-bbox="365 1207 1161 1459"> <div> </div> <div> </div> </div> <p>-Set the rule:</p> <p>There are 4 questions. Pupils look at the pictures, read the questions and choose A, B or C. Mr. Sun appears when pupils have the right answers.</p> <div data-bbox="365 1627 1144 1827"> <div> <div>10</div> <div>A America</div> <div>B from</div> <div>C well</div> <div>I'm <u>Canada</u>.</div> </div> <div> <div>10</div> <div>A I'm from Australia.</div> <div>B I'm from America.</div> <div>C I'm from England.</div> <div>Where are you from?</div> </div> </div>	<p>- Ask and answer.</p> <p>- Listen to the song.</p> <p>- Listen to the rules</p>
---------------	--	--

