

BỘ GIÁO DỤC VÀ ĐÀO TẠO
Cuộc thi Thiết kế bài giảng điện tử 2021



KẾ HOẠCH BÀI DẠY

Môn: Tiếng anh/Lớp: 5

UNIT 16

WHERE'S THE POST OFFICE?

LESSON 3



Giáo viên: Ngô Thị Minh





ngominhtn92@gmail.com

CC BY/CCBY-SA



Trường: THCS Chu Văn An - TP Thái Nguyên

Tháng 10/2021



UNIT 16: WHERE'S THE POST OFFICE?

Lesson 3

I. Objectives:

- By the end of the lesson Ss will be able to:

1. Knowledge:

- Say the sentences with the correct intonation.
- + Where's the post office? ~ – It's opposite the stadium. ~
- + Where's the cinema? ~ – It's next to the post office. ~
- + Where's the supermarket? ~ – It's on the corner of the street. ~
- Listen and circle the letters showing the correct answers. Then ask and answer.
- Read the questions and answer
- Draw a simple map to show the way to one place to some other places.

2. Skills.

- Develop listening, speaking, reading and writing skill.

3. Attitude/ Quality:

- Studious and obedient students and love their hometown, family and friends.
- Educate Ss how to keep safe and prevent accidents.

4. Forming competence:

- Self-study (can perform individual tasks and solve problems by themselves).
- Use language to talk about the listening task.

II. Methods:

- Communicative approach, group Ss and T's activities, play as a character, teaching methods with game, teaching methods by visual, teaching methods by practising, discussion group, technical present....

III. Preparation.

1. Teacher's preparation: CDs player, stereo, book...
2. Student's preparation: Students' aids: books, notebooks, workbooks...

IV. Procedures.

Stage	Teacher's and students' activities	Content
1. Introduction	- Teacher introduces the name and the lesson.	<p>The content card features a yellow background with a red and blue border. At the top, it reads 'BỘ GIÁO DỤC VÀ ĐÀO TẠO' and 'Cuộc thi Thiết kế bài giảng điện tử 2021'. The main title is 'UNIT 16 WHERE'S THE POST OFFICE? LESSON 3'. Below this, it lists 'Môn: Tiếng anh/Lớp: 5', 'CC BY/CCBY-SA', and 'ngominhtn92@gmail.com'. At the bottom, it says 'THCS Chu Văn An - TP Thái Nguyên' and 'Tháng 10/2021'. A small photo of a woman is also present.</p>

2. Warm up

- Teacher gives the outline of the lesson

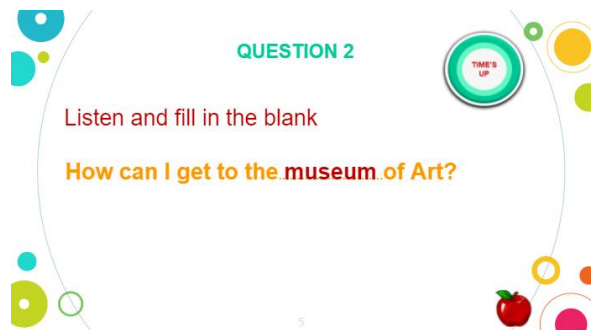

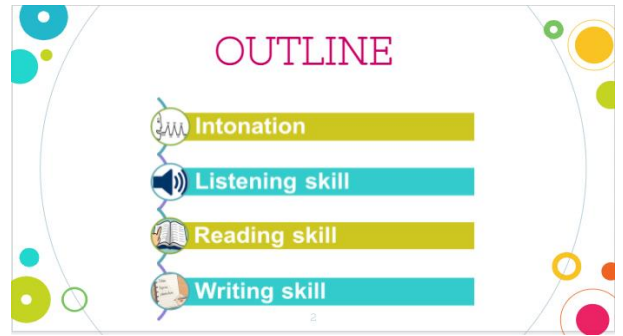
- Teacher has students play a game named “Picking Apples”.

+ There are 5 apples presenting for 5 sentences. Ss will choose the apple and then answer the questions. If they answer the question correctly, they can pick the apple.

* **Key:**

- Question 1: Picture 1
- Question 2: museum
- Question 3: Picture 2
- Question 4: right, opposite
- Question 5: A, E, C

- Students play the game and answer the questions.




3. Listening

Task 1. Listen and repeat


- Teacher asks pupils to look at the book and listen and then find out the sentences' intonation if they go up or go down at the end of the sentences.


- Teacher tells the class that the intonation will go down at the end of the sentences.

- Teacher introduces the new lesson

QUESTION 3 


Listen and choose the correct picture



QUESTION 4 

Listen and fill in the blanks



Turn...right...at Pink Street.
The pharmacy is...opposite...the cinema.

QUESTION 5 

Read and choose the correct answers
Những câu nào dưới đây dùng để hỏi đường?

<input type="radio"/> A Excuse me, where's the pharmacy?	<input type="radio"/> D Can I take bus number 22?
<input type="radio"/> B Is the post office near here?	<input type="radio"/> E How can I get to the cinema?
<input type="radio"/> C Where's the post office?	<input type="radio"/> F Is the bus stop far from here?



1 Listen and repeat  

Where's the post office?	It's opposite the stadium.
Where's the cinema?	It's next to the post office.
Where's the supermarket?	It's on the corner of the street.

- Teacher asks students to practice saying questions and answers with falling intonation and do the action.
- Teacher plays the recording for pupils to listen again and repeat.

- Students listen to the teacher

- Students practise saying the questions and answers.

- Students listen to the recording again.

Task 2. Listen and circle a or b. Then ask and answer.

- Teacher tells pupils that they are going to listen to the recording and circle a or b to answer the questions.

- Teacher asks pupils to read the sentences before listening.

- Teacher plays the recording for pupils to listen.

- Teacher give the correct answers

- Teacher tells pupils that they will practice the conversation. T will ask and Ss will answer.

* **Key:** 1 b 2 b 3 a

- Students listen to the teacher.

- Students listen to the recording.

- Students check the answers.

1 Listen and repeat

Where's the post office? It's opposite the stadium.

Where's the cinema? It's next to the post office.

Where's the supermarket? It's on the corner of the street.

2 Listen and circle a or b. Then ask and answer

1. Where's the cinema? a. It's opposite the museum. b. It's opposite the library.

2. Where's the restaurant? a. It's next to the supermarket. b. It's next to the stadium.

3. Where's the park? a. It's on the corner of the street. b. It's at the end of the street.

2 Listen and circle a or b. Then ask and answer

1. Where's the cinema? a. It's opposite the museum. b. It's opposite the library.

2. Where's the restaurant? a. It's next to the supermarket. b. It's next to the stadium.

3. Where's the park? a. It's on the corner of the street. b. It's at the end of the street.

4. Reading

- Practice the conversation.
- Listen and repeat after the teacher.

Task 3. Read and do the tasks.

1. Label the places

- Teacher tells the class that they are going to read the passage and label the places on the map.

- Teacher sets a time of 3 minutes for pupils to do the task.

- Teacher asks them to pause the video to do the task until they finish.

- Teacher gives correct answers.

- Students read the sentences.

- Students listen to the teacher.

- Students read the questions and underline the key words

- Students do the task

* **Key:**

1. *bus stop*
2. *Pear Street*
3. *pharmacy*
4. *Tony's house*

4 Read and do the tasks 1.Label the places

Dear Linda,
I'm happy you're going to visit me. You can take bus Number 12 at West Street and get off at the fifth stop. Then walk along the street for five minutes. You will see Pear Street at the end of the street.
Turn left and you will see a pharmacy on the left. My house is opposite the pharmacy. It is behind a green fence.
See you!
Tony

1. Bus stop
2. Pear street
3. Pharmacy
4. Tony's house

4 Read and do the tasks 2.Answer the questions

Dear Linda,
I'm happy you're going to visit me. You can take bus Number 12 at West Street and get off at the fifth stop. Then walk along the street for five minutes. You will see Pear Street at the end of the street.
Turn left and you will see a pharmacy on the left. My house is opposite the pharmacy. It is behind a green fence.
See you!
Tony

1. What bus should Linda take?
2. Where should she get off the bus?
3. What's the name of the road at the end of the street?
4. What's opposite Tony's house?
5. What colour is the fence of Tony's house?

4 Read and do the tasks 2.Answer the questions

Dear Linda,
I'm happy you're going to visit me. You can take bus Number 12 at West Street and get off at the fifth stop. Then walk along the street for five minutes. You will see Pear Street at the end of the street.
Turn left and you will see a pharmacy on the left. My house is opposite the pharmacy. It is behind a green fence.
See you!
Tony

1. What bus should Linda take?
2. Where should she get off the bus?
3. What's the name of the road at the end of the street?
4. What's opposite Tony's house?
5. What colour is the fence of Tony's house?

4 Read and do the tasks 2.Answer the questions

Dear Linda,
I'm happy you're going to visit me. You can take bus Number 12 at West Street and get off at the fifth stop. Then walk along the street for five minutes. You will see Pear Street at the end of the street.
Turn left and you will see a pharmacy on the left. My house is opposite the pharmacy. It is behind a green fence.
See you!
Tony

1. What bus should Linda take?
2. Where should she get off the bus?
3. What's the name of the road at the end of the street?
4. What's opposite Tony's house?
5. What colour is the fence of Tony's house?

2. Answer the questions

- Teacher tells pupils that they are going to answer the questions about the text.

- Teacher gets pupils to read the questions and underline the key words.

+ Key words:

1. bus/Linda take
2. Where/ get off/ bus
3. name/ road/ end of/ street
4. opposite/ Tony's house
5. colour/ fence

- Teacher sets time of 5 minutes for them to do the task.

- Teacher asks pupils to pause the video until they finish the task.

- Teacher gives correct answers.

- Students listen to the teacher

- Students do the task

- Students check the answers

* Key:


1. *She should take bus Number 12.*
2. *She should get off at the fifth stop.*
3. *It's Pear Street.*
4. *A pharmacy is opposite his house.*
5. *It's green.*

4 Read and do the tasks **2. Answer the questions**

Dear Linda,
I'm happy you're going to visit me. You can take bus Number 12 at West Street and get off at the fifth stop. Then walk along the street for five minutes. You will see Pear Street at the end of the street.
Turn left and you will see a pharmacy on the left. My house is opposite the pharmacy. It is behind a green fence.

See you!
Tony

1. What bus should Linda take?
2. Where should she get off the bus?
3. What's the name of the road at the end of the street?
4. What's opposite Tony's house?
5. What colour is the fence of Tony's house?




4 Read and do the tasks **2. Answer the questions**

Dear Linda,
I'm happy you're going to visit me. You can take bus Number 12 at West Street and get off at the fifth stop. Then walk along the street for five minutes. You will see Pear Street at the end of the street.
Turn left and you will see a pharmacy on the left. My house is opposite the pharmacy. It is behind a green fence.

See you!
Tony

1. What bus should Linda take?
2. Where should she get off the bus?
3. What's the name of the road at the end of the street?
4. What's opposite Tony's house?
5. What colour is the fence of Tony's house?




4 Read and do the tasks **2. Answer the questions**

Dear Linda,
I'm happy you're going to visit me. You can take bus Number 12 at West Street and get off at the fifth stop. Then walk along the street for five minutes. You will see Pear Street at the end of the street.
Turn left and you will see a pharmacy on the left. My house is opposite the pharmacy. It is behind a green fence.

See you!
Tony

1. What bus should Linda take?
2. Where should she get off the bus?
3. What's the name of the road at the end of the street?
4. What's opposite Tony's house?
5. What colour is the fence of Tony's house?




4 Read and do the tasks **2. Answer the questions**

Dear Linda,
I'm happy you're going to visit me. You can take bus Number 12 at West Street and get off at the fifth stop. Then walk along the street for five minutes. You will see Pear Street at the end of the street.
Turn left and you will see a pharmacy on the left. My house is opposite the pharmacy. It is behind a green fence.

See you!
Tony

1. What bus should Linda take?
She should take bus Number 12.
2. Where should she get off the bus?
She should get off at the fifth stop.
3. What's the name of the road at the end of the street?
It's Pear Street.
4. What's opposite Tony's house?
A pharmacy is opposite his house.
5. What colour is the fence of Tony's house?
It's green.



5. Writing

Task 5. Write the directions

- Teacher tells the class that they are going to write the directions, using the map.

- Teacher asks pupils to listen and repeat some words.

- Teacher asks pupils to use the vocabularies of showing directions to do the task.

- Teacher gives them time of 5 minutes read the map and write the directions.

- Teacher asks pupils to pause the video until they finish the task.

- Teacher gives the suggested answers.

- Students remind the vocabularies to do the task.

- Students do the task

- Students check the answers.

*** Suggested answers:**

1. *Go straight ahead. Turn right at Orange Street. The park is on the corner of Orange Street and Apple Street.*

2. *Go straight ahead. Turn right at Pear Street. The pharmacy is on the corner of Pear Street and Apple Street/opposite the cinema.*

- Teacher summarizes the main points and wraps up the lessons

5 Write the directions

1.A: Where's the park?
B: You are here, at Lemon Street. Go...

2.A: Where's the pharmacy?
B: Go...

5 Write the directions

1.A: Where's the park?
B: You are here, at Lemon Street. Go .

2.A: Where's the pharmacy?
B: Go .

Vocabulary:
Turn right: rẽ phải
Turn left: rẽ trái
Go straight ahead: đi thẳng
On the corner of.....street: ở góc
Đường nào
Opposite: đối diện

5 Write the directions

1.A: Where's the park?
B: You are here, at Lemon Street. Go straight ahead. Turn right at Orange Street. The park is on the corner of Orange Street and Apple Street..

5 Write the directions

2.A: Where's the pharmacy?
B: Go straight ahead. Turn right at Pear Street. The pharmacy is on the corner of Pear Street and Apple Street. The pharmacy is opposite the cinema.

6.Homelink

- Teacher tells students to complete exercises of lesson 3 in the workbook.

